



September 9th Program

Cindy Myers



Cindy has been quilting since the early 80's, has been teaching quilting for over 12 years and is a former Certified Instructor for Judy Niemeyer Quilting/Quiltworx.com. Cindy's other interests include beading, jewelry making and knitting, especially lace knitting.

Cindy lives and plays in Southern California. She owns and operates an Adult Residential Facility in her home in Ontario where she, along with her husband and daughter, care for three developmentally disabled men. Cindy does custom machine quilting and makes custom quilts on commission. She shares studio space with her family's two cats, Lilly and Missy, who love to inspect all the quilts that come into her studio.

For more about Cindy go to
www.wearablart.blogspot.com



Next Newsletter

October Edition

Deadline is Friday
September 13th, 2019 (midnight)
Send Newsletter Articles and Info to Lois Christianson
Email: LuizaQ@earthlink.net

Inside This Issue:

Message From the President.....	2	September Birthdays	4
Quilters for Others	2	Workshops	4
Membership MEMO.....	3	Membership Form.....	5
Meet Your Board.....	3	Show and Tell	6
Treasure Hunt News.....	3	Block Party.....	7
Treasurer's Report	4		

MESSAGE FROM THE PRESIDENT

Happy Back to School Month (well at least that is what it used to be a long time ago when I was a kid),

Since we are talking about school, let's talk Quilt College. There was an overwhelming response when I said it was mentioned in the survey. We also had a member step up and said they would help organize it. Now all we need is your help. Do you have talent you would like to share with others. We are looking for members to volunteer their time to spread your knowledge. If you have an idea for a class let me know. We haven't decided if it will be on President's Day or on a Saturday or Sunday.

We are also looking to create a how to directory. This would be a resource for our members to use when working on projects. Maybe you are very knowledgeable about paper piecing and if I was stuck on remembering how to do it I could give you a call and you could possibly walk me through the part where I'm stuck. The idea is to help share some knowledge and not to ask someone to teach you for free instead of taking a class. This is an aid to get us through those times we are just stumped. To be able to help you have that a-ha moment.

I am also requesting that all the mini groups please send me an email with your group's name, when you meet, if you have a specific specialty or focus, and who is your contact person. I would like to feature this information in a future newsletter. I'm sure there are many members that say they don't want to be a part of a mini group because they either don't know what they are or they don't know where to look.

I'm in a constant state of learning in my new role and I would like to provide an opportunity for us to learn from each other. I also want to take this opportunity to thank all the teachers we have in our association. Whether you teach in a formal environment or an informal one you have taken the time to share your knowledge with others.

I look forward to continued learning through this year and expanding our community. Please look at our workshops for 2020. I strongly encourage each of you to try and take at least one or two if you are able to. Learning keeps us sharp. I have learned so much from so many. Thank you for continuing to teach me.

Respectfully submitted by,

Kim Freed

SFVQA President

Quilters for Others,

WEDNESDAY September 25, 2019

Where did summer go??? Warm up your sewing skills and meet at Quilters for Others, WEDNESDAY September 25, 2019.

We meet at St James Presbyterian Church at 19414 Ventura Blvd, in Tarzana, just west of Tampa.

We welcome you to help us put together our many projects. Bring your own machine and project, or help us design, cut, tie, bind, from the many fabric donations we have.

We are there from nine thirty to about two thirty. Come any time, and if you like you can bring your lunch or buy it nearby. Maybe you have a project that you haven't finished.

Bring it and we can help you. We hope to see you there. Remember Q40 meets on the LAST WEDNESDAY of the month. Linda Deckard, Jan Lauritzen, Jan Livingston.



Opportunity Quilt - 2019

We are looking for a new quilt mom for the current opportunity quilt. Contact Kim if you are interested.

Expert Quilting by Doug Sobel (quilter.com). Contact Doug at 818-999-9808 or doug@quilter.com. Doug quilted the 2019 Opportunity Quilt "Razzle Dazzle".

TREASURER'S REPORT -August

As of 8.16.19

Income		
Trash to Treasure (credit card sales)		942.95
Trash to Treasure (cash)	715.00	
Raffle Baskets	274.00	
Silent Auction	459.00	
	2,390.95	2390.95
Opportunity Quilt - 2019		420.00
Membership - Dues		920.00
State of Calif. Refund		10.00
Workshops		248.00
Total Income		\$ 3,988.95
Expense		
Bank Fees - Square		27.58
LifeHouse Church - set up		80.00
Newsletter - printing		29.85
Total Expense		\$ 137.43
Balance in checkbook as of August 16, 2019		\$37,292.09

September Birthdays

- 9/8 Judie Goldstein
- 9/11 Ginny Johnson
- 9/12 Constance Miller
- 9/18 Tova Sobel
- 9/19 Gayle Armstrong
- 9/30 Shelley Bell



Workshops

In October, we will be learning to make Curved Flying Geese with Sue Rasmussen! There is still room to join.

This class is so much more than just sewing flying geese. If you can do simple paper piecing you can do this workshop.

Come join us and learn to draw and design your own curved geese. It is going to be great fun!

The workshop will be Sunday, September 8th at M.E.N.D. and the cost is \$35.



This is the last workshop for 2019, don't miss the opportunity to learn from an expert teacher and fellow member!

Come join the fun!

Debi Drake lishi99@sbcglobal.net
 Donna Colleran Donday321@gmail.com

If you have any poems, stories, or items that would be interesting to our membership, please submit them to be included in the newsletter.

Thanks

Membership Memo

We had 65 members at the Treasure Hunt this month and we welcomed 8 guests, a few of whom were previous members coming by to have fun and catch up with old friends. We hope you enjoyed the ice cream! We sure did. If you haven't renewed yet, it's too late now to be part of this year's roster. But you can always renew at any time. Just come by to the membership table at the next meeting.

For new members, we will be having our annual New Members Tea. More details will be coming soon.

Also, if you are on Facebook be sure to join our group on Facebook and chat amongst members between meetings. We get to share with each other what we're working on. <https://www.facebook.com/groups/sfvqa/?ref=bookmarks>

Quilt on!

Mary Flacco and Melanie Jocson
(melaniejocson@att.net)

Mini Groups

Friday Friends is one of a number of mini groups of our Association. We meet at Candy's Quiltworks on the 2nd and 4th Fridays of each month starting at 10:00 am. We have worked on joint projects and submitted two quilts that have sold at our Quilting in the Valley Show auctions. We most often bring projects of our own and work on them at Candy's. We often help each other with color, fabric, techniques, patterns, etc. We welcome interested members to join us! Our regular members are Carole Cross, Martha Guzman, Jeanne Harwood, Sandy Jewett, and Roberta Mauksch. Submitted by Sandy Jewett.

MEET YOUR BOARD

SFVQA 1st Vice President – Susan Wiebusch



When I was a little girl living in Brooklyn and then New Jersey, I remember watching my grandmother and mother sewing their own clothes and each had a sewing room in their homes. In my innocence, I thought that every house had a sewing room

Then in the 70's, I was working as a social worker for the Department of Children and Family Services in

W.L.A and I happened to sit next to an avid quilter. That was my first introduction to this amazing creative experience. Years later, in perhaps 2000, I stopped by Quilt Emporium and my interest in making quilts was reignited. During one of my visits to QE, I recall seeing one of Sue Rasmussen's landscapes on the wall. Subsequently I sought out landscape classes offering various techniques for creating these landscapes including Sue Rasmussen's and Susan Carlson's classes. I also remember the first time I went to Road to California. I was dazzled by the variety and quality of the quilts and the range of classes that were offered. However, the absolutely best part of becoming a quilter is the wonderful people I have met and the relationships that I now enjoy.

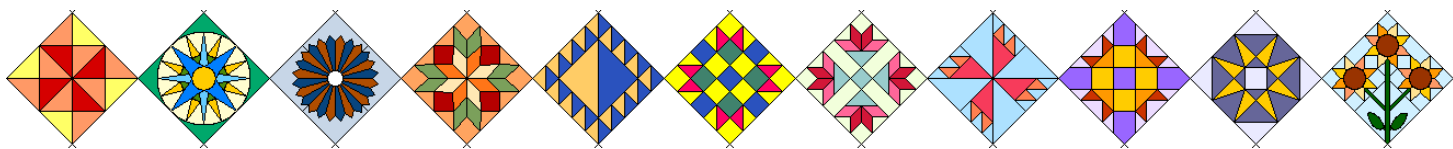
Other aspects of my life include enjoying my Labradoodles, volunteering in Topanga for their senior programs, walking in the hills in Topanga, and spending time with family.

2019 Treasure Hunt News.

Thanks to all the generous donations of fabric plus quilting things and all the support in helping to organize the Treasure Hunt. Our guild made (drum roll please) \$2390.95. A greatly worthwhile effort I would say!

My deepest gratitude to all the workers before and during the actual event. Thanks to the folks who could stay after wards and box up the leftovers. What a tremendous group effort. Our circle of fabric happiness continues.

Sincerely, Mary Flacco





SAN FERNANDO VALLEY QUILT ASSOCIATION

ANNUAL MEMBERSHIP APPLICATION 2019-2020* June 1, 2019 to May 31, 2020*

Membership use only:
Date Processed: _____
By: _____

LAST NAME	FIRST NAME	NEW	RENEWAL
STREET	CITY	STATE	ZIP CODE
Contact Phone # (will be published In the roster)	EMAIL ADDRESS	BIRTH MONTH & DAY	

*Annual Dues: \$40 + Opportunity Quilt Tickets: \$20. Dues will be prorated beginning with January meeting at \$20.00 for the remainder of the membership year (applies to new members only).

NOTE: You will receive a link to monthly newsletters by Email. So print your address clearly!
If you prefer to get a paper copy of the newsletter, please check box:

INTERESTED IN JOINING A MINI GROUP: YES NO NOT SURE

INTERESTED IN VOLUNTEERING NOW OR IN FUTURE? _____ IF YES, WHAT ARE YOUR INTERESTS?

Do you need a new or replacement badge? Cost is \$7.00 PAYABLE TO SFVQA



MAKE MEMBERSHIP CHECK PAYABLE TO "SFVQA" FOR \$60. CK # _____ \$ _____ Date _____

PLEASE GIVE CHECK AND THIS FORM TO MEMBERSHIP AT THE MEETING – OR --

MAIL CHECK AND FORM TO MELANIE JOCSO, 23123 VANOWEN STREET, WEST HILLS, CA 91307

We are still accepting membership dues; however
at this time they will not be listed in the directory.

Show and Tell



BLOCK OF THE MONTH

As I am sure you know, there has **NOT** been substantial participation in the Block of the Month Group for a while now. I have recently taken over this position, and am implementing a change.

Block of the Month will **NO LONGER** be raffled off to those who participate.....**INSTEAD**.... we will be making a "Block" for ourselves each month, with the fabric of our choice **AND** show off the blocks during Show 'N Tell each month at the Association Meeting! At the end of the year, we will each have enough blocks to make our own Quilt ~ How exciting is that!

My inspiration for this came from my sister, who participated in a similar project down in the San Diego Area ~ The quilts all came out spectacular! I have invited my sister to come to the September Meeting to share her quilt, hopefully she will be able to make it.

Pattern Name: Code Talker

Type of Quilt: Scrap

Size of Quilt: TBD by the quilter

Finished square size: 15"

How much Fabric: My sister used > 40 different fabrics in her gorgeous quilt!

This pattern was initially conceived by Norma Whaley, she stated, "...my inspiration for this quilt came from a Navajo Rug display at a museum. The Navajos are the largest Native American Tribe in the US, Scholars believe the Navajo have thrived because of their ability to selectively borrow ideas from other cultures while maintaining their original culture and distinctive identity. And so, I have borrowed this idea from them for a quilt. During WWII, the Navajos were called upon to be Code Talkers; the language they were forbidden to speak is the same language that saved this nation..."

NAVAJO RUG EXHIBIT



Directions: Go through your scraps and stash, select your color palette/theme and start creating!!!! Each block consists of a "Focus" strip, with strips of differing widths on each side to fill out to 15 1/2" The "Focus" block can be

3", 4", 5" or 6" wide ~ this concept means you can throw perfection to the wind!!!! Norma pieced some of her blocks lengthwise if the strips were not long enough, stating, "...Don't lose any sleep over making the design row work out mathematically to 15 1/2", I simply added a filler piece to make the row the desired length. This brings additional visual interest to each block..."

CODE TALKER QUILT~ my sisters version:



I will provide ideas and patterns for "Focus Blocks" each month.

For my first block, I am going to use the French Braid Pattern.



Directions:

Center Square - Cut one (1) 3" square

Braid - 6 or more coordinated fabrics cut into 1 1/2" strips

- sub cut each strip into 3" lengths and 5" lengths

Start with the center 3" square and sew a 3" to one side, flip one-quarter turn and sew the 5" strip continue with each strip until Focus Strip is the desired length (15 1/2" unless wish to put a solid strip on each end) When desired length is reached trim the edges leaving a 1/4" seam allowance and then start adding additional strips lengthwise.

LOOKING FORWARD TO SEEING EVERYONE'S CREATIONS ON SEPTEMBER 9TH

If you have any questions, give me a call 661-478-8311

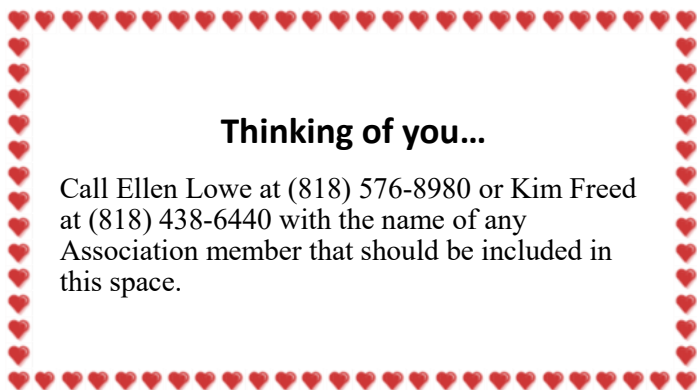
Lynn Marie Lowe

San Fernando Valley Quilt Association



Meetings

2nd Monday of every month, 6:25 P.M. Social
7:00 P.M. Meeting
LifeHouse Church, Natterstad Hall
18355 Roscoe Blvd.
Northridge CA 91325-4104



Thinking of you...

Call Ellen Lowe at (818) 576-8980 or Kim Freed at (818) 438-6440 with the name of any Association member that should be included in this space.



REMEMBER

- ◇ Do come early and sign in
- ◇ Bring a friend or two
- ◇ Do greet someone new and make a new friend
- ◇ Do wear your Name Tag
- ◇ Do return library books
- ◇ Set your Cell Phones on vibrate
- ◇ Do wear a smile and be friendly
- ◇ Bring your Block of the Month
- ◇ Bring quilts for Show and Tell

Executive Board

- President
Kim Freed..... 818-438-6440
- 1st Vice-President
Open (Facilities)
Susan Wiebusch (Council Rep)..... 310-455-4012
- 2nd Vice-President
Elaine Boulay 818-363-2387
Tova Sobel..... 818-999-9707
Gayle Armstrong 818-626-8678
Judie Goldstein 818-344-7937
- Treasurer
Sharon Miller..... 818-995-7768
- Corresponding Secretary
Ellen Lowe 818-576-8980
- Recording Secretary
Sue Merrell 213-910-2807
- Membership
Mary Flacco..... 818-222-9428
Melanie Jocson..... 818-257-8200
- Parliamentarian
Jann Lawson..... 818-887-0753
Karen Van Den Brink..... 818-344-8470
- Past President
Sandra Jewett..... 818-363-1968
- Workshops
Lisa Welborn 818-530-3590
Donna Collerna..... 805-338-0062
Debi Drake 805-501-1232

Extended Board

- Block Party
Lynn Lowe 661-250-1040
- Equipment/Storage
Jan Livingston 818-360-3429
- Hospitality
Martha Guzman 818-799-3213
- Library
Judy Cason 818-892-5234
Lorene Robbins 818-700-8106
- Newsletter/Web Site
Lois Christianson..... 818-888-7248
- Philanthropy
Quilters For Others
Jan Livingston..... 818-360-3429
Jan Lauritzen..... 818 341-4506
Linda Deckard..... 818 352-5057
- Veterans Project
Karen Van Den Brink 818-344-8470
- Photography
Elaine Boulay 818-363-2387
- Ways and Means
Robin Shafer..... 818-370-7331