




**February 12th Program**

**Amy Bradley**



Amy graduated from Kansas State University with a degree in fine arts/ graphic design. She started sewing at age 9 and began quilting in the 80's. Amy's inspiration for her first quilt design, Dazzling Dogs, was to create a gift for her husband John's veterinary clinic. Amy started her business with that quilt. When she told her husband about her plan to turn Dazzling Dogs into quilt patterns his now famous line was "Do people buy those?" Now his famous line is "When can I retire?" Amy feels so blessed to be working with her daughter, Ashley. Ashley works full-time doing all the marketing and shipping from her home in Kansas City while raising three of Amy's grandchildren. Amy loves designing whimsical, crazy quilts like the Quilt Diva and Rippity Doo Da and is always looking for her next comical character. Amy knows quilters have just as much fun making her patterns as she has designing them, she has seen the photos!



**Next Newsletter**

**March Edition**

Deadline is Friday  
February 16, 2018 (midnight)  
Send Newsletter Articles and Info to Lois Christianson  
Email: LuizaQ@earthlink.net

**Inside This Issue:**

A Note From Your President .....	2	Show & Tell .....	4
Notes from SCCQG .....	2	Perkiomen Valley Block Instructions.....	5
Quilters for Others .....	2	Treasurer's Report.....	6
Art Quilts .....	2	Workshops.....	6
Ways & Means.....	3	Block Party .....	7
Perkiomen Valley Block Kits .....	3		
February Birthdays.....	3		

## A NOTE FROM YOUR PRESIDENT:

SFVQA Members,

If you missed the January meeting, I have a New Year's resolution for you: Finish the UFOs you should have finished in 2017, that you started in 2016, bought fabric for in 2015, and planned in 2014!

I want to thank Rosalie Glickman for making the Holiday Party such a success. Unfortunately I was not able to attend but I heard wonderful reports about the evening. Thank you Rosalie! And thank you for organizing the bus to Road2CA.

Many thanks to our members for supporting fire and flood victims.

Wear red or pink for our February meeting!

Put on your calendar a Sew-In at St. James Church on President's Day, February 21. Details will be announced at the February meeting and an email blast will be sent out also.

Sandy Jewett, President



### Notes from SCCQG

The Ventura Modern Quilt Guild is collecting squares for quilts for the THOMAS FIRE VICTIMS. The block pattern is available on their guild web site and on the SCCQG site.

They also need donations for quilt backs, batting and quilting. Any finished quilt is appreciated. SUPER-BUZZY is taking in donations 1794 E. Main St. Ventura Ca. 93001 If you are mailing use Att. Modern Quilt Guild

The January 6th SCCQG meeting addressed getting and keeping membership. The SCCQG web site has complete meeting notes for you to read.

**UPCOMING EVENTS** (also check the calendar on the SCCQG web site)

2/9 & 2/10 Valley Quilters Guild Valley – Wide Recreation Center 901 West Esplanade San Jacinto

3/17 & 3/18 Glendale Quilt Guild Joe Cunningham workshops Info @ glendalequiltguild.org

4/13 & 4/14 Camarillo Quilters Association Ventura County Fairgrounds Santa Cruz Hall Info @ camarillo-quilters.com

4/21 Simi Valley Quilt Guild GARDEN PARTY contact raganje@aol.com

4/27 4/28 Los Angeles Quilters Guild Greek Orthodox Church 5761 East Colorado St. Long Beach

Linda Buesching

## Quilters for Others- February

Let your heart show through in February at the Quilters for Others meeting on WEDNESDAY FEBRUARY 28 Join us at St. James Presbyterian Church at 19414 Ventura Blvd, Tarzana, just west of Tampa.

We will be making creations for others from nine thirty to around two thirty Please join us at any time and help design, sew, tie, sort, or work on your own project.

Lunch is available nearby if you do not bring your own. We look forward to seeing you.

Linda Deckard, Jan Lauritzen, Jan Livingston.

### Art Quilts

California Heritage Museum  
Santa Monica

2612 Main Street  
Santa Monica, CA 90405  
310-392-8537

Hours: Wed.-Sun. 11-4  
On View through-March 18, 2018

Over 60 art quilts on exhibit!

Rita Streimer is thrilled to have a piece in this major show.



Copyright © Chud Tsankov \* www.HitToon.com/1089385

**Ways and Means**

The baskets were won in January by Jeanette Woll who won LOVE TO QUILT and Geneva Axline who won PURPLE PASSION and VALENTINE HEARTS. Congratulations!

The Ways and Means baskets will shortly be filled with lots of beautiful fabrics, patterns, books, notions, and knick knacks for the February meeting. We are looking forward to seeing you all and buying raffles to see if you can go home with one. Remember, we still have the gorgeous quilt, whose new owner will also be decided in February.

Ellen Lowe and Diane Schwarz

Ways and Means

**Perkiomen Valley Quilt Block Kits**

Thank You for taking a package to make 2 blocks that will be assembled into quilts for the survivors of the Thomas Fire and Mudslide!

Please return the completed blocks to the February meeting.

Jann Lawson

**2018 Opportunity Quilt - "It Takes a Village"**





**February Birthdays**

- 2/1 Dolores Roux-Jones
- 2/4 Douglas Yonker
- 2/5 Margarete Heinisch
- 2/5 Anna Kalayjian
- 2/5 Susan Bradshaw
- 2/9 Alice Yuwiler
- 2/10 Nick Coman
- 2/11 Lisa Welborn
- 2/11 Benita Sito
- 2/12 Sherry Martinelli
- 2/14 Tracey Daughenbaugh Schultz
- 2/18 Paul Neumann
- 2/20 Yvette Haywood
- 2/25 Laurie Bird
- 2/25 Cammie Gross
- 2/25 Leah Kabaker
- 2/25 Joanne Milbrand
- 2/26 Joan Holzborn



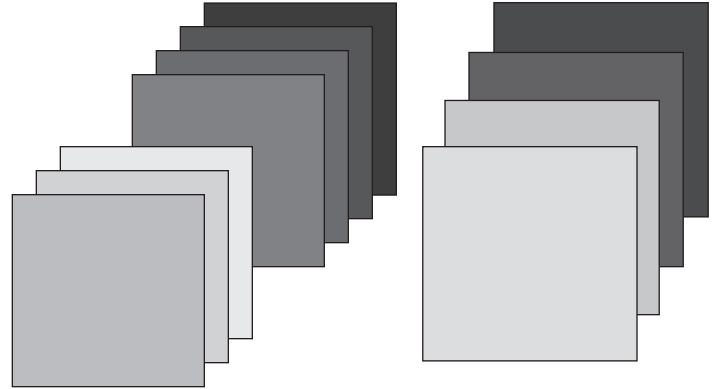

Show and Tell



# Perkiomen Valley Block

## Thomas Fire Relief Quilts

Thank you for joining us to give comfort to those who have endured the Thomas Fire.




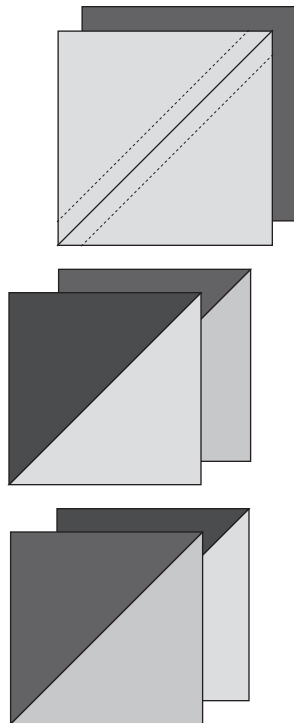
7 – 4 1/2"  
Squares  
4 Dark  
3 Light

4 – 5"  
Squares  
2 Dark  
2 Light

Draw a diagonal line on the back of both of the 5" light squares.

Place 1 of the light square on a 5" dark square, right sides together, and sew a scant 1/4" seam on both sides of the drawn line.

Cut on drawn line for to create 2 half-square triangles, measuring 4 1/2". Repeat with other set. You will end up with 4 half-square triangles (you only need 2, so you will have enough to make another block.)



Sew pieces together as illustrated using 1/4" seam allowance.

Go to [www.venturamodernquiltguild.com](http://www.venturamodernquiltguild.com) for more information.

**TREASURER'S REPORT -January 2018**

As of 1/11/2018

**Income**

Opportunity Quilt - 2017-18	100.00
Holiday dinner	350.00
Raffle - Holiday party	780.00
Ways & Means - Jan.	60.00
Workshops	745.00
<b>Total Income</b>	<b>\$ 2,035.00</b>

**Expense**

Knollwood - dinner exp.	1815.88
Holiday - general exp.	86.99
SCCQG Insurance - members	580.00
Prince of Peace - Jan. board meeting	40.00
Post office box renewal	90.00
Meeting - room set up	80.00
Newsletter -printing	29.79
Newsletter - postage	49.00
Philanthropy - St. James Church donation	125.00
Programs - Lecture Fee	350.00
Programs - Meals	33.45
Program - Travel (mileage)	350.00
Workshop - Teacher Fee	695.00
Workshop - Lunch	5.46
Workshop - MEND	40.00
<b>Total Expense</b>	<b>\$ 4,370.57</b>

Balance in checkbook as of Jan. 11, 2018  
\$29,428.18

**WORKSHOPS**



Join us February 11 with Amy Bradley who will share her knowledge and years of experience with fusible applique. Class will be held at MEND and costs \$45. You can bring any applique pattern or you can purchase one of Amy's. She has some very fun designs. Check them out at

AmyBradleyDesigns.com. Space is limited so call or email today.

Get a head start on the next workshop. March 11 with Pat Blair who will share her knowledge free motion quilting with her workshop entitled "Filling Station". Class fee is \$45.

March 11 - Patt Blair - \$45 - Quilter's Filling Station (photos)

April 8 - Nancy Rink - \$35 - Intermediate Machine Applique

June 10 - Sandy Jewett - \$15 - Simple Paper Piecing

July 8 - Laretta Crites - \$35 - Cutting Mat Tote Bag

September 9 - Lyn Mann - \$35 - No Such Thing as an Ugly Fabric

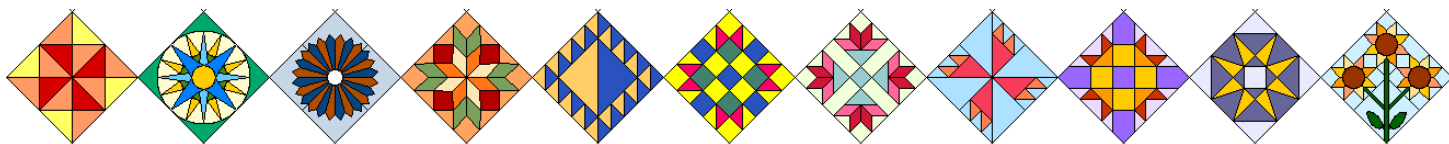
October 7 - Sandy Corbin - \$35 - My Basket Collection


November 10 - Mel Beach - \$35 - A Slice of Improv

For more information please contact Kim Freed at kim4sports@gmail.com or call (818) 438-6440. Space is limited at each workshop. Spaces open up to non-SFVQA members 3 months prior to workshop dates.

If you have any poems, stories, or items that would be interesting to our membership, please submit them to be included in the newsletter.

Thanks





## SFVQA Block Party: "Is it Spring Yet?" Due March 2018

This is a "Double 4-Patch" block. Think spring, shabby chic, baby quilts...

**Block Measurements:** The finished size is 8" x 8" (unfinished size is 8 1/2" x 8 1/2").

**Seam allowance:** always a scant 1/4" seam.

### Color plan:

White solid or looks like a solid

Pink on white floral

Blue- Kona solid "Evening". \*\*\*NOTE: Free fabric strips provided at the meeting!\*\*\*

### Cutting Instructions:

#### White-

**Big square** Cut one 4 1/2" square.

**Little strip** Cut one 2 1/2" x 5" rectangle

#### Pink floral-

**Big square** Cut one 4 1/2" square.

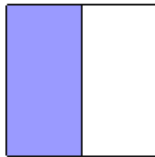
**Little strip** Cut one 2 1/2" x 5" rectangle

#### Blue- Kona solid "Evening"-

**Little strip** Cut two 2 1/2" x 5" rectangles

### Make the little strip units:

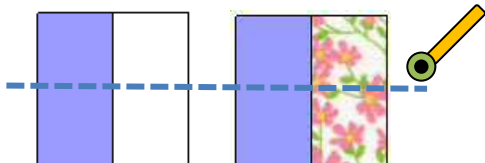
1. Sew one white strip to one blue strip with a scant 1/4" seam. Press seam allowance to the blue side.




2. Sew one pink floral strip to one blue strip. Press seam allowance to the blue side.



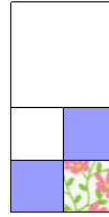
3. Cut both little strip units in half so the new strips measure 2 1/2" by 4 1/2"



4. Sew the opposing strip units into 4-patches that measure 4 1/2" square. Press towards the pink square. Like this:




5. Sew one 4-patch to the big white square & press to the big square. Like this:



1. Large white square on top.
2. White squares touch.

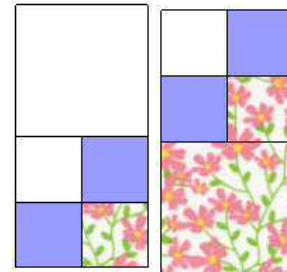
6. Sew one 4-patch to the big pink floral square & press to the big square. Like this:




1. Large pink square on bottom.
2. Pink squares touch.

### Complete the block:

1. Layout as shown & sew the 2 units together. Press towards the big pink square. Like this:



Here is a sample quilt layout showing 16 blocks worth:





**San Fernando Valley Quilt Association**

**Meetings**

2nd Monday of every month, 6:25 P.M. Social  
 7:00 P.M. Meeting  
 LifeHouse Church, Natterstad Hall  
 18355 Roscoe Blvd.  
 Northridge CA 91325-4104

**Thinking of you...**

Call Sue Merrell at (213) 910-2807 or Sandra Jewett at (818) 363-1968 with the name of any Association member that should be included in this space.

REMEMBER

- ◇ Do come early and sign in
- ◇ Bring a friend or two
- ◇ Do greet someone new and make a new friend
- ◇ Do wear your Name Tag
- ◇ Do return library books
- ◇ Set your Cell Phones on vibrate
- ◇ Do wear a smile and be friendly
- ◇ Bring your Block of the Month
- ◇ Bring quilts for Show and Tell

**Executive Board**

President	
Sandra Jewett.....	818-363-1968
1st Vice-President	
Gigi Slezak (Facilities).....	818-521-2410
Linda Buesching (Council Rep) .....	661-803-1416
2nd Vice-President	
Robin Shafer.....	818-769-3042
Rosalie Glickman .....	818-366-3998
Snowdy Dodson .....	818-782-9346
Lynn Lowe .....	661-250-1040
Treasurer	
Sharon Miller.....	818-995-7768
Corresponding Secretary	
Sue Merrell .....	213-910-2807
Recording Secretary	
Susan Wiebusch .....	310-455-4012
Membership	
Mary Flacco.....	818-222-9428
Melanie Jocson.....	818-257-8200
Bobbi Stiller .....	818-360-6067
Parliamentarian	
Jann Lawson.....	818-887-0753
Karen Van Den Brink.....	818-344-8470
Past President	
Rosemary Kent.....	818-766-4702
Workshops	
Kim Freed.....	818-438-6440
Joanne Milbrand.....	818-458-5240

**Extended Board**

Block Party	
Susan Bradshaw .....	818-716-0192
Rita Streimer .....	818-363-0516
Equipment/Storage	
Jan Livingston .....	818-360-3429
Hospitality	
Marilyn Miller.....	818 884-9774
Library	
Judy Cason .....	818-892-5234
Lorene Robbins .....	818-700-8106
Newsletter/Web Site	
Lois Christianson .....	818-888-7248
Philanthropy	
Quilters For Others	
Jan Livingston .....	818-360-3429
Jan Lauritzen .....	818 341-4506
Linda Deckard .....	818 352-5057
Veterans Project	
Karen Van Den Brink.....	818-344-8470
Photography	
Elaine Boulay .....	818-363-2387
Ways and Means	
Ellen Lowe .....	818-576-8980
Diane Schwarz .....	818-993-6130