



October 9th Program

Karen Brow



As the designer for **Java House Quilts** for over 18 years, Karen’s work is instantly recognizable for its unique combination of rich appliqué and piecing. Her focus has often been large-scale animals appliquéd against pieced blocks and borders, creating drama, movement, and that signature little touch of humor.... Her work is joyful, richly colored, and distinctively composed and she enthusiastically shares with students her many techniques, insights and solutions gleaned over 18 rewarding years of designing quilts, working with fabric manufactures and authoring over 85 patterns.

Karen’s quilts have been featured in *McCall’s Quick Quilts*, *American Quilt Retailer*, *The Quilter*, *Quilter’s Home*, *Quilts With Style and Keepsake Quilting*. She lives and has her studio in San Diego, California, exhibits in Houston and Road To California and lectures and teaches for guilds and conferences. She has her BA from Michigan State University, "a highly-developed coffee palate," two grown children and a small, naughty dog who adds much excitement and inspiration to her quilting environment.



Next Newsletter

November Edition

Deadline is Friday
October 13th, 2017 (midnight)
Send Newsletter Articles and Info to Lois Christianson
Email: LuizaQ@earthlink.net

Inside This Issue:

A Note From Your President.....	2	Embellishment Mini Group	4
Membership.....	2	You’re Invited.....	4
Hospitality	2	Member Survey	5
2018 Opportunity Quilt	2	Treasurer’s Report	6
Quilters for Others.....	2	Show and Tell.....	6
Ways and Means	2	Workshops	6
Holiday Flyer.....	3	Block Party	7
Vets Quilt Project.....	4	Show and Tell.....	8
October Birthdays	4		

A NOTE FROM YOUR PRESIDENT:

Here's a tip to prevent the ends of your seams from coming apart: sew off your little piece of fabric about 1/2 inch before you start your next seam. This makes a section of twisted thread. When you end your seam, sew off another 1/2 inch before sewing onto your next seam. When you are finished sewing, cut off the twisted thread sections leaving at least 1/4 of them at the end of your seams. These twisted thread sections prevent the seam from unraveling at the ends!

Reminder: It's time for mini groups and individuals to start putting together raffle baskets for the holiday party. Bring them the night of the party!

Thanks so much to the members who signed up to work on the 2019 opportunity quilt: Mya Aronson, Lorene Robbins, Robin Essex, Linda Buesching (has pattern), Snowdy Dodson, Sandy Sigal, and Judie Goldstein.

Sandy Jewett President

Membership

At the September 11 meeting, 82 members attended.

Sandy Jewett has generously offered to host the new members tea at her home on October 29. Invitations will be mailed out soon.

Rosters are available for pick at our monthly meetings.

Thanks,
Mary Flacco, Melanie Jocson, Bobbi Stiller

free lessons on many quilting subjects
<http://arbeedesigns.com/workshops/free-lessons/>
Free Lessons » Arbee Designs - arbeedesigns.com

→Applique Butterfly. Easy step by step instructions on how to make a beautiful butterfly supported by preparation and stitching video clips. Add this beautiful ...

"Everything is harder than it looks"

Hospitality

Thanks to those who brought snacks to the September meeting. We are requesting those members who have birthdays in October to bring refreshments to the October 9th meeting.

2018 Opportunity Quilt

We took our beautiful quilt to the Conejo Quilt show and came home with \$168.00!! Many thanks to those who came to help sell tickets. Next stop...Glendale! I spoke to the organizer of the quilt show in Rosemond and decided not to go there with the quilt. It is a very small show (large attendance is 100 people, and it is out beyond Lancaster. We will be going to the Sweedish festival on Oct 22. in Thousand Oaks. Please be thinking about Road to CA in January. We will need to provide 20 hrs of white glove time on any of the days of the show. I will have a sign up sheet soon. If any of you know of any other venues, please let me know.

I still have some tickets that haven't been picked up. Please see me if you haven't gotten yours.

Hugs,
Karen

Quilters for Others, Wednesday, October 25th

Join us for our gathering of Quilters for Others (Q4O) on the last Wednesday of each month except November and December. We meet at St James at 19414 Ventura Blvd just west of Tampa on the South side of the street. We meet from 9:30-3 or whenever you can appear to help us create and finish our many philanthropic projects.

Bring your own to work on, or join others to make magic from materials we have. Lunch is available at fast food nearby. We accept orphan blocks, donations of batting, and also that thing you never finished.

Come for an uplifting day where you are doing something really special for others. We look forward to seeing you there.

Linda Deckard, Jan Lauritzen, Jan Livingston

Ways and Means

The winners of the September baskets were:

All Hallow's Eve	Faye Ayres
Christmas Preview	Charlotte Rose
Hot Stuff	Barbara Montejo
Fall Back	Carolyn Rose

Next month we shall have exciting baskets that will wet your appetite for quilting projects with fabrics and notions representing more Hot Stuff, Halloween, and Christmas. Diane and I have so much fun putting the baskets together choosing what items will go into each one. We're sure that you will also feel that way when you see what is available in October. Looking forward to seeing you.

Ellen Lowe and Diane Schwarz
Ways and Means

Celebrate this Holiday Season with your
SFVQA Friends at the December 2017 Holiday Party
Monday, December 11 at 6 pm - 10 pm

Knollwood Country Club

12024 Balboa Blvd., Granada Hills, CA 91344



"Giving - A Holiday Tradition"

- * Raffle Baskets
- * Door Prizes
- * Live Entertainment
- * 6" Charm Square Fabric Exchange
- * Bring new white tube socks
- * NO FOOD DONATIONS

Menu includes choice of one:

Chicken Piccata and Wild Rice Pilaf Or Vegetarian Lasagna

Both entrees will be served with a Garden Salad,
Seasonal Vegetables, Rolls, and Carrot Cake

100 Members Maximum

RSVP by Monday ****November 20th****: Checks Payable to S.F.V.Q.A.
\$25.00 per Dinner. Check with Rosalie about bringing a guest!



-----Cut and Mail-----

NAME _____

Amount Paid: _____ Check Number: _____
(make check payable to SFVQA)

PLEASE CHOOSE DINNER: CIRCLE ONE

CHICKEN PICCATA OR VEGETARIAN LASAGNE

Food Allergies _____

Mail to: Rosalie Glickman
10800 Chimineas Ave.
Northridge, CA, CA 91326

Vets Quilt Project

At the September meeting, I left with 5 beautiful finished quilts for our Veterans plus two lovely tops. Thank you so much for your continuing support of this project. I am working out an easy block to be handed out at the Holiday Party for you to construct. I PROMISE it will be very easy. We made several quilts from the blocks you made last year. I hope each of you will consider making one or two for our Vets.

Workshops are on the third Tuesday of every month at the VA. Details are on our website or you can call me if you need information. We have lots of fun and we have plenty of fabric to share.

All are welcome!!

Hugs
Karen

October Birthdays

10/4	Debbie Spindel
10/4	Francisca Reynoso
10/6	Susan Van Duinwyk
10/9	Jeanne Huebert
10/11	Kim Freed
10/12	Sue Yonker
10/16	Susan Nordberg
10/17	Bill Briggs
10/18	Patricia Golditch
10/18	Judith Tetove
10/19	Melanie Jocson
10/20	Judy Cason
10/23	Cinde Fincke
10/24	Robin Gustafson
10/28	Robin Shafer
10/28	Maria De Greene
10/30	Jann Lawson

Embellishment Mini Group Interest List

Please email Jeanette Woll @ jwoll829@att.net if you are interested in joining an embellishment mini group. This group will give you the opportunity to learn from others, share your expertise and socialize with other SFVQA members. Each meeting will focus on a technique.

Please indicate which days of the week, week of the month and time of day (am/pm) would work for you and your location preference (private, home, library, quilt store, etc).

Rita Streimer's quilt, "Blocks of Bloom", has been juried into the Pacific International Quilt Festival in Santa Clara in October.

2018 Opportunity Quilt - "It Takes a Village"



You're Invited

VQG Installation Luncheon "Happy Daze"
Thursday, October 12, 2017 11:30am to 4pm
Odyssey Restaurant, 15600 Odyssey Drive, Granada Hills

If you haven't got your ticket for the luncheon, there is still time. The tickets are \$35.00. Please choose "chicken" or "salmon". (For those with allergies please let us know ASAP). If you want a ticket, I must know by September 29th. I cannot accept payment at the door. We must have a head count by October 2nd (no exceptions).

Please come for a lot of fun -- dress up in your favorite 50's style. We will be doing "The Stroll" and "The Hand Jive". So go on your Tube & learn the steps. We will be giving a fantastic prize for the best dancer for both dances.

For those who do not care to dance, but would much rather exercise, we will be having a "Hula Hoop" contest. This will be led by our very own Linda Boman. Prizes will be awarded to the best and longest Hula Hooper. We have many more surprises!

Janyce Waldbaum
Iamjw999@aol.com



SAN FERNANDO VALLEY QUILT ASSOCIATION
Where friends and fabric meet...

MEMBER SURVEY 2017: SPEAKERS AND WORKSHOPS

Rate your interest in the following TYPES OF SPEAKERS from 1-5

1 = MOST INTERESTED

___ Well Known

___ Developed New Techniques

___ Unique Program Style

___ Traditional Trunk Show

___ Hand-Work

Other: _____



Rate your interest in the following TYPES OF WORKSHOPS from 1-5

1 = MOST INTERESTED

___ Traditional Quilts/Quilting Techniques

___ Contemporary Quilt Designs

___ Art Quilt Techniques

___ Modern Quilt Designs

___ Appliqué, Paper Piecing, Using Templates

___ Innovative Techniques and Shortcuts

Other: _____



GENERAL SUGGESTIONS/RECOMMENDATIONS AND SPEAKER NAMES:

TREASURER'S REPORT -September 2017

As of 9.14.18

Income	
Opportunity Quilt - 2017-18	288.00
Membership: Dues	120.00
Ways & Means	90.00
Workshops	595.00
Total Income	\$ 1,093.00
Expense	
Rent - Life House	1,100.00
Meeting - room set up	80.00
Newsletter -printing	29.79
Newsletter - mailing (stamps)	98.00
Printing - Bookmarks	240.57
Programs - Lecture Fee	275.00
Programs - Meals	28.00
Program - Travel (mileage)	72.23
Workshop - Teacher Fee	475.00
Workshop - Mend	40.00
Total Expense	\$ 2,438.59
Balance in checkbook as of Sept. 14, 2017	\$31,150.92

Show and Tell



WORKSHOPS



Join us on Sunday, October 9 for a workshop with Karen Brow-Meier from Java House Quilts. Karen is known for her animal quilts with personality. Karen offers tips and techniques for creating the humor, detail, and playfulness of animals while incorporating them into your own quilt. Come create her "Go Fetch" wall quilt. This is a pet

-inspired project and you can choose two versions. This workshop includes instructions on:

- Creating dimension with only two or three fabrics
- creating those life-like eyes, teeth, and noses
- enhancing movement
- theme details that delight
- applique preparation and stitch creating leash and "hardware" from fabrics and braid

The pattern is included in the workshop fee of \$35. If you would like more information about Java House Quilts or to get other ideas please visit javahousequilts.com . If you are interested in signing up for the workshop please call Kim at (818) 438-6440 or email her at kim4sports@gmail.com. There is a material's list so please sign up early to allow you time to go through your stash or visit your favorite quilt shop. The workshop runs 9:00 a.m.- 3:30 p.m. I look forward to hearing from you soon.

A look ahead. The November workshop will be held on Saturday, November 11 at Prince of Peace. We will be doing Staycation which is a jelly roll quilt. More information will be at the meeting and in the November Newsletter.

Don't forget the workshops for 2018 open up at the October Meeting. SFVQA member may sign up at that time. Available slots are open to other guilds and associations 3 months prior to the workshop date.

Respectfully submitted by the Workshop Committee

Kim Freed and Joanne Milbrand

If you have any poems, stories, or items that would be interesting to our membership, please submit them to be included in the newsletter.

Thanks

SFVQA Block Party: "Autumn Beauty" Due November 2017



Block Measurements: The finished size is 8" x 8" (unfinished size is 8 1/2" x 8 1/2").

Color plan:

Red, orange for the petals/legs
Black for 2 corner squares
Green for 2 corner squares
Beige for center square & petal background

Cutting Instructions:

Beige-

Center square Cut one 4 1/2" square.

Petal background Cut two 5 1/2" x 2 5/8" rectangles

Red/orange-

Petal legs Cut two 5 1/2" x 2 5/8" rectangles

Black-

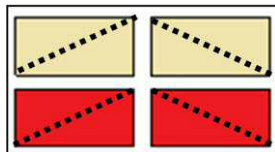
Corner squares Cut two 2 1/2" squares

Green-

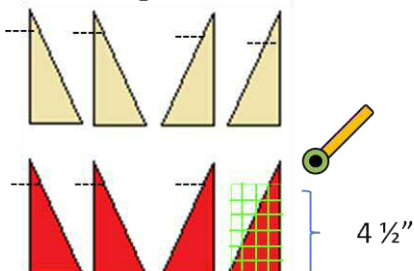
Corner squares Cut two 2 1/2" squares

Make the half rectangle triangle (HRT) units:

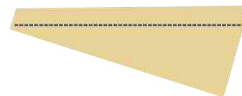
1. Rotary cut the beige and red rectangles on the diagonal from corner to corner. Note that the color pairs are cut in mirror image to each other.




2. Separate into 8 triangles on the cutting mat. Lineup ruler on the right-angle edge of the triangle to measure 4 1/2".



3. Cut off skinny tip of triangle at 4 1/2".
4. On the wrong side of the beige triangles, draw a scant 1/4" seam line on the diagonal (bias) edge of the triangle like this:



5. Place a red and beige triangle right sides together so the ends of the pencil line intersect with the cut edge of the red fabric, like this:



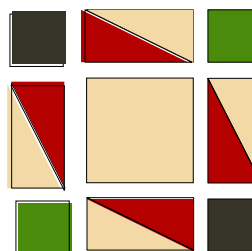
6. Pin and sew all 4 units with a scant 1/4" seam.
7. Fold units open and finger press seam (to avoid bias issues) to the dark side. Then *iron*.



8. Trim each unit to measure 2 1/2" by 4 1/2". Should be minimal trimming.


Complete the block:

1. Stitch the units together in a nine-patch formation as shown:



← Arrange the red "scissor blades" to appear to come out of the black corner squares.

Here is a sample quilt layout without sashing:
(Note that a square layout gives a lovely, natural framing without borders.)





San Fernando Valley Quilt Association Meetings

2nd Monday of every month, 6:25 P.M. Social
7:00 P.M. Meeting
LifeHouse Church, Natterstad Hall
18355 Roscoe Blvd.
Northridge CA 91325-4104



Show and Tell

