



**May 14th Program**

The May Meeting is GAME NIGHT!!!



This year we will be playing Strip Poker(OH MY), Right Left Center,  
and Quilt Bingo.

Bring 15 - 2 1/2" strips of fabric, WOF ( width of fabric). These will be your buy-ins for  
the games.

If you prefer you can buy strips at the meeting. We will be selling 15 strips for \$5.

Last year everyone enjoyed themselves and had lots of time to get to know new people,  
and socialize with old friends..



COME AND STRIP WITH US!!!

YOUR PROGRAMS COMMITTEE



**Next Newsletter**

**May Edition**

Deadline is Friday

May 18, 2018 (midnight)

Send Newsletter Articles and Info to Lois Christianson

Email: LuizaQ@earthlink.net

**Inside This Issue:**

President's Message .....	2	May Birthdays.....	3
Ways and Means.....	2	Quilt Mom.....	3
Quilters for Others.....	2	Membership Renewal Form.....	4
UFO Challenge.....	2	Message from Workshops.....	5
Notes from the Library .....	2	Dear Quilters.....	5
Treasurer's Report .....	3	UFO Form.....	6
2018 Elections .....	3	Block Party.....	7

## **President's Message:**

First I want to thank Candy Lee for donating fabrics for our 2019 Opportunity Quilt. Next I want to congratulate the Committee for picking this fabulous set of fabrics and for making progress on "Sparkle Plenty." It promises to be a stunning quilt.

And many thanks to Elaine Boulay for taking the 2018 Opportunity Quilt to the Daily News Successful Aging Expo at the Sportsman Lodge. Thanks also to Tova Sobel, Robbie Eben, and Paul Van Den Brink for helping out there. And of course, our many thanks to Karen Van Den Brink for her continuing dedication as Quilt Mom.

I also want to thank our membership for nominations for the Dorothea London Award and for suggesting members to be the featured artist at our 2019 quilt show. If you did not make it to the March meeting and want to contribute nominations for either one of these, contact me at sljewett@gmail.com or 818-363-1968.

I am eagerly awaiting Show and Tell over the next months for all of you to show the quilts or quilt tops that you will put in our Friday night auction (May 3, 2019) or quilt show (May 4 and 5, 2019). As the Fortune Cookie recommended at the March meeting, keep your sewing machine close, and your seam ripper closer!

Sandy Jewett, President

## **Way & Means**

The winners of the April baskets were  
 Eat Your Fruits and Vegetables - Jeanette Woll  
 What's Black and White and Red All Over? - Shirley Sun  
 Claret and Forest Green Quilt Makings - Robin Essex  
 Serger and Sunflowers - Delores Roux-Jones

Maybe you can be the winner at the May meeting. Join us and help us earn money to help our quilt guild pay for our meeting place, interesting speakers, and other necessary expenses for our benefit. We shall have baskets filled with luscious fabrics, patterns, books, and other sewing doodads. Looking forward to seeing you and thanking you for helping raise funds.

Ellen Lowe and Diane Schwarz  
 Ways and Means

## **Quilters for Others, May 30th**

Our monthly outreach to others is the last Wednesday of the month. This month is May 30th at St. James Presbyterian Church at 19414 Ventura Blvd, Tarzana, just west of Tampa on the south side of the street. We meet at 9:30 am and close up our machines at about 2:30pm. Lunch is nearby, or you can bring your own. We make placemats for Meals on Wheels, quilts for young people, create dog beds, and design and finish many of the quilts that need an extra dose of love. Please join us for whatever time you can donate and have fun making a difference in people's lives. Bring your machine and work on your own project, or tie, sew, or design a new one.

## **2018 UFO CHALLENGE**

There is still time to join in the UFO Challenge! Fill out the UFO Challenge form and give it to Rosemary Kent or Rosalie Glickman. You may also mail it to Rosemary. Be sure to put your name at the top.

There is a \$10.00 onetime fee to join the challenge. Every time you bring in a completed item on your list you will receive a ticket to put into the challenge bucket. In December one ticket will be drawn and the winner will receive ½ of all the challenge monies received.

You may only list items that are already under construction. Dig into those UFOs!!! Join the fun and be amazed at how much you can get done before December!

## **NOTES FROM THE LIBRARY**

The May meeting will hold our semi-annual Book Sale for our members to take advantage of all the excess material we have accumulated. We receive many duplicates of outstanding titles and older classics available for your pleasure. Hardbound books will cost \$1 each, and magazines are 10 cents each. Bring your list of missing issues and fill out your collection of all the popular magazines. We will be in the lobby for more space, and can receive returns, but the cabinet will not be available for new checkouts this month.

Lorene Robbins and Judy Cason

**TREASURER'S REPORT -April 2018****May Birthdays**

	As of 4/12/2018	
Income		
Opportunity Quilt - 2017-18	80.00	
Opportunity Quilt - 2019	200.00	
Donations	302.00	
UFO Challenge	60.00	
Membership - Badges	7.00	
Membership - Dues	1,120.00	
Ways & Means	162.00	
Total Income	\$ 1,931.00	

5/10	Betsy Farwell
5/11	Lois Christianson
5/12	Gerry Hogan
5/13	Rosalie Glickman
5/16	Donna Ryan
5/17	Carolyn Rose
5/17	Darleen Hamburger
5/20	Julia Fikse
5/20	Sue Rasmussen
5/26	Laurie Hurst
5/28	Diana Shore
5/31	Elaine Kamiel

## Expense

Administration -	
Lifehouse - 6 mo. Rent	1,100.00
Administration - Storage	2,298.00
Bank Fees	6.60
Meeting - room set up	80.00
Newsletter printing	29.85
2019 Opportunity Quilt exp.	31.36
Programs - Lecture Fee	250.00
Program - copying and mailing exp.	25.92
Program - Travel	66.12
Workshops -	
refund cancelled Apr. mtg.	175.00
Total Expense	\$ 4,062.85
Balance in checkbook as of April 12, 2018	\$25,772.88

**Quilt Mom**

Hi all, If you haven't already paid for your 2018 opportunity quilt tickets or if you are a new member and you need tickets, please see me at the back of the room at every meeting. We also have our beautiful treasurer chest of batik Fat Quarters that we will be raffling in December.

Thank you to Elaine Boulay for arranging to show the quilt at the Sportsman's Lodge event. If any of you know of another event that we can take our quilt to and sell tickets, feel free to check into it and let me know. Just like our quilt says, to make enough money on this quilt "It takes a Village"

We have been given a gift certificate to Quilt Emporium by Lisa Hanson for the member who sells the most tickets. I would be delighted to give you more tickets to sell anytime!

Hugs,  
Karen

**2018 Opportunity Quilt -****2018 SFVQA Elections**

The following have volunteered to fill the offices for the upcoming term. We will be voting at the May meeting.

Treasurer Susan Weibusch  
Recording Sec. Sue Merrell  
Corresponding Sec. Sharon Lewis  
Workshops Lisa Wilborn  
Programs Tova Sobel and Elaine Boulay

Thank you to all for stepping up help lead our Association. If you are interested in taking an office in the future, feel free to talk to any of the current officers to see what the job entails. We welcome new people and new ideas on the board.

Karen Van Den Brink and Jann Lawson,  
Parliamentarians





**SAN FERNANDO VALLEY QUILT ASSOCIATION**  
**\$40.00 ANNUAL MEMBERSHIP APPLICATION 2017-2018\***  
**June 1, 2017 to May 31, 2018\***

Membership use only:  
Date Processed: \_\_\_\_\_  
By: \_\_\_\_\_

LAST NAME	FIRST NAME	NEW	RENEWAL
STREET	CITY	STATE	ZIP CODE
Contact Phone # (will be published in the roster)	EMAIL ADDRESS	BIRTH MONTH & DAY	

\*Dues will be prorated beginning with January meeting at \$20.00 for the remainder of the membership year (*applies to new members only*).

NOTE: You will receive a link to monthly newsletters by Email. So print your address clearly!  
If you prefer to get a paper copy of the newsletter, please check box:

INTERESTED IN JOINING A MINI GROUP: YES  NO  NOT SURE

INTERESTED IN VOLUNTEERING NOW OR IN FUTURE? \_\_\_\_\_ IF YES, WHAT ARE YOUR INTERESTS?  
\_\_\_\_\_

Do you need a new or replacement badge?  Cost is \$7.00 PAYABLE TO SFVQA

MAKE MEMBERSHIP CHECK PAYABLE TO "SFVQA" FOR \$40. CK # \_\_\_\_\_ \$ \_\_\_\_\_ Date \_\_\_\_\_  
PLEASE GIVE CHECK AND THIS FORM TO MEMBERSHIP AT THE MEETING – OR --

**MAIL CHECK AND FORM TO MELANIE JOCSO, 23123 VANOWEN STREET, WEST HILLS, CA 91307**

March 1, 2018

## Message from Workshops:



There is no workshop to sign up for in May but never fear we have on scheduled in June. Our own Sandy Jewett will be teaching up simple paper piecing with a Patriotic Theme. The class will be held on Sunday, June 10 at 9:00 a.m. at MEND. If you ever wanted to learn paper piecing or just want a refresher or just want to hang out with some great people and work on something patriotic this is the class for you. It is only \$15 and the pattern is provided for

you. Sandy will start with a simple pattern for a flag block. You will learn how to place and pin fabric strips to the pattern (one at a time), flip the pattern and fabric over, and sew the fabrics together on the line on the paper! After trimming, these steps are repeated until you have a completed block, cut to size. We will then make a heart block, hat block, bell block, and for the more adventurous, an eagle block. Some of these have more tricky triangular sections. Patterns will be provided at part of the class fee. All you need to do is bring your own fabric and all your sewing supplies. Please contact Kim Freed ([kim4sports@gmail.com](mailto:kim4sports@gmail.com)) or Joanne ([jmilbrand@sbcglobal.net](mailto:jmilbrand@sbcglobal.net)) if you would like to register for the class.

Respectfully submitted,  
Kim and Joanne

### A look ahead:

June 10 – Sandy Jewett will be teaching us techniques in paper piecing. The pattern is provided with the cost of the class which is only \$15!

July 8 - Lauretta Crites will be teaching us how to make a mat tote bag. What a great project and one that will be very handy when attending workshops and retreats. Class Fee \$35

August will not have a workshop as this is our annual ice cream social and treasure hunt

September 9 - Lyn Mann is here to show how there is no such thing as ugly fabric. What a great opportunity to use some of that fabric you picked up and don't know what to do with now. Class Fee \$35.

October 14 - Sandy Corbin \$35

November 10 - Mel Beach \$35 - This is a Saturday Workshop.

Dear Quilters,

There are some moments in life (choices we make) that really make a difference and I'd like to share one with you today. I have been quilting for over 40 years and I learned the old-fashioned way - taping the bottom layer to the floor, laying the quilt bat over that and then laying the top over the other two. I would get down on the floor (much easier in my younger days!) pin the quilt into quarters and then pin each quarter until the whole quilt was filled with pins. Then I would baste the whole thing, again in quarters, until I was confident that I could cut it off the floor and take it with me wherever I went, hand quilting it on a hoop. All the quilts I have made have been for charitable or family events and it has been my pleasure to donate my work for great causes.

A few years ago, one of my seven children (Mark) lost a dear friend, Ben Robinett, to PTSD. He left behind two daughters, one just graduating from high school. It struck my son that his friend's girls might not be able to continue their education since suicide most often negates life insurance and not many people prepare ahead of time for the expenses college brings. He started a charity (BR54.ORG) to assist the daughters of his friend and held golf tournaments & trivia nights each year to raise funds. He has worked so hard to make around \$10,000 a year and I hoped that maybe I could help him with the increasing numbers of families requesting aid. Ben served three stints in Iraq and Afghanistan and came home to live his dream job of being a firefighter. Something patriotic seemed in order.

So, at 68 years old, I decided that I should use my "talent" to help make things easier for my son's great charity. I'll make a quilt, I said. It took forever to design it, first in my mind, then on paper and finally with fabric. I wanted to have a patriotic theme since that encompasses military people, first responders and all people loyal to this country - all heroes in my book. Of course, I chose patriotic colors - red, white and blue - but I wanted to honor these heroes for what they stand for, what they live for. I chose words that exemplify patriots - Honor, Courage, Dignity, Strength, Passion, Pride, Integrity, etc. and wanted to embody them in the quilt. As the lucky owner of an embroidery machine and with the help of one of my granddaughters (Maya), we came up with 25 meaningful words to use. What has always struck me about heroes is that they don't need to boast about their talents or intentions - they just do what they do with inner pride. So, I chose to embroider the words in red on red background instead of boldly highlighting them. I chose quilting stencils that were meaningful, like stars, hearts, pathways and -even free styled some "forget-me-nots" in the little squares.

It would have made a fun video to see me on the floor pinning and basting. Thank God my husband was away for a few weeks so he did not see me rolling down the hall, putting my feet down the basement stairs and pulling myself upright by the handrails. It was comical but I was on a mission! I worked for **10-** 14 hours a day for ten days before I cut it up off the floor with help from granddaughter Tai.

I have worked over 1,000 hours on this king size "work of heart" and am now ready to present the 2018 PATRIOT QUILT RAFFLE to the world to honor my son and his friend. I hope you can appreciate the effort and I am enclosing information to the site -BR54.ORG. showing the outcome. I would be happy to answer any questions you might have and thank you for your time and I truly appreciate that you quilt for amazing purposes.

Sincerely, Julie Felicelli (248-732-7403)

[mamafel@hotmail.com](mailto:mamafel@hotmail.com) 5001 Forest Valley Drive, Clarkston, MI 48348

## 2018 UFO CHALLENGE

List below the UFOs you would like to complete. **All UFOs MUST have already been started and under construction.**

Return this form to either Rosalie Glickman or Rosemary Kent.

You will have 8 months to complete as many of your UFOs as you can.

Each time you bring in a **completed** UFO from your list you will be given a ticket to put into the prize bucket.


There is a \$10.00 fee to enter the contest. At the end of the 8th month a ticket will be drawn and the winner will receive **1/2 of the total entry fees collected!**

	<b>Type</b> (table runner, wall quilt, etc.)	<b>Identifying Info</b>	<b>Current Status</b> (blocks, top done)
<b>1</b>			
<b>2</b>			
<b>3</b>			
<b>4</b>			
<b>5</b>			
<b>6</b>			
<b>7</b>			
<b>8</b>			
<b>9</b>			
<b>10</b>			

SFVQA BLOCK PARTY  
Due May 2018

PIECED BUTTERFLY

10 1/2" block



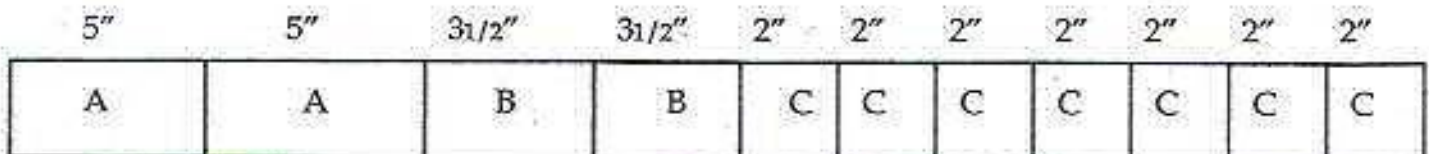
Cutting:

Large wings: A medium scale pretty floral  
Cut two squares 5" x 5" each and one piece 2" x 4"

Small wings: A coordinated color that reads as a solid (tone-on-tones, etc.)  
Cut two squares 3 1/2" x 3 1/2" each


Yellow centers: Cut two squares 2" x 2" each and one piece 2" x 4"

Background: White-on-white  
Cut one piece 3 1/2" x 5" (D) and one strip 2" x 31"  
Cross-cut the 2" strip according to the diagram:

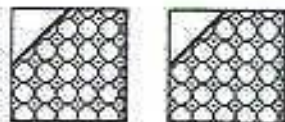


Piecing:


Sew connector corners (C) on two corners of each large wing square. Trim out the center triangle.



Sew a connector corner (C) on one corner of each small wing square. Trim out the center triangle.



Join the 2" x 4" yellow and the 2" x 4" large wing fabric with a scant 1/4" seam.  
Cross-cut in half (2") and assemble and sew the segments to make a 4-patch.



Join the remaining yellow squares to background pieces (B) and (C)

Join all the segments according to the piecing diagram.



**San Fernando Valley Quilt Association**

**Meetings**

2nd Monday of every month, 6:25 P.M. Social  
 7:00 P.M. Meeting  
 LifeHouse Church, Natterstad Hall  
 18355 Roscoe Blvd.  
 Northridge CA 91325-4104

**Thinking of you...**

Call Sue Merrell at (213) 910-2807 or Sandra Jewett at (818) 363-1968 with the name of any Association member that should be included in this space.

REMEMBER

- ◇ Do come early and sign in
- ◇ Bring a friend or two
- ◇ Do greet someone new and make a new friend
- ◇ Do wear your Name Tag
- ◇ Do return library books
- ◇ Set your Cell Phones on vibrate
- ◇ Do wear a smile and be friendly
- ◇ Bring your Block of the Month
- ◇ Bring quilts for Show and Tell

**Executive Board**

President	
Sandra Jewett.....	818-363-1968
1st Vice-President	
Gigi Slezak (Facilities).....	818-521-2410
Linda Buesching (Council Rep) .....	661-803-1416
2nd Vice-President	
Robin Shafer.....	818-769-3042
Rosalie Glickman .....	818-366-3998
Snowdy Dodson .....	818-782-9346
Lynn Lowe .....	661-250-1040
Treasurer	
Sharon Miller.....	818-995-7768
Corresponding Secretary	
Sue Merrell .....	213-910-2807
Recording Secretary	
Susan Wiebusch .....	310-455-4012
Membership	
Mary Flacco.....	818-222-9428
Melanie Jocson.....	818-257-8200
Bobbi Stiller .....	818-360-6067
Parliamentarian	
Jann Lawson.....	818-887-0753
Karen Van Den Brink.....	818-344-8470
Past President	
Rosemary Kent.....	818-766-4702
Workshops	
Kim Freed.....	818-438-6440
Joanne Milbrand.....	818-458-5240

**Extended Board**

Block Party	
Susan Bradshaw .....	818-716-0192
Rita Streimer .....	818-363-0516
Equipment/Storage	
Jan Livingston .....	818-360-3429
Hospitality	
Marilyn Miller.....	818 884-9774
Library	
Judy Cason .....	818-892-5234
Lorene Robbins .....	818-700-8106
Newsletter/Web Site	
Lois Christianson .....	818-888-7248
Philanthropy	
Quilters For Others	
Jan Livingston .....	818-360-3429
Jan Lauritzen .....	818 341-4506
Linda Deckard .....	818 352-5057
Veterans Project	
Karen Van Den Brink.....	818-344-8470
Photography	
Elaine Boulay .....	818-363-2387
Ways and Means	
Ellen Lowe .....	818-576-8980
Diane Schwarz .....	818-993-6130